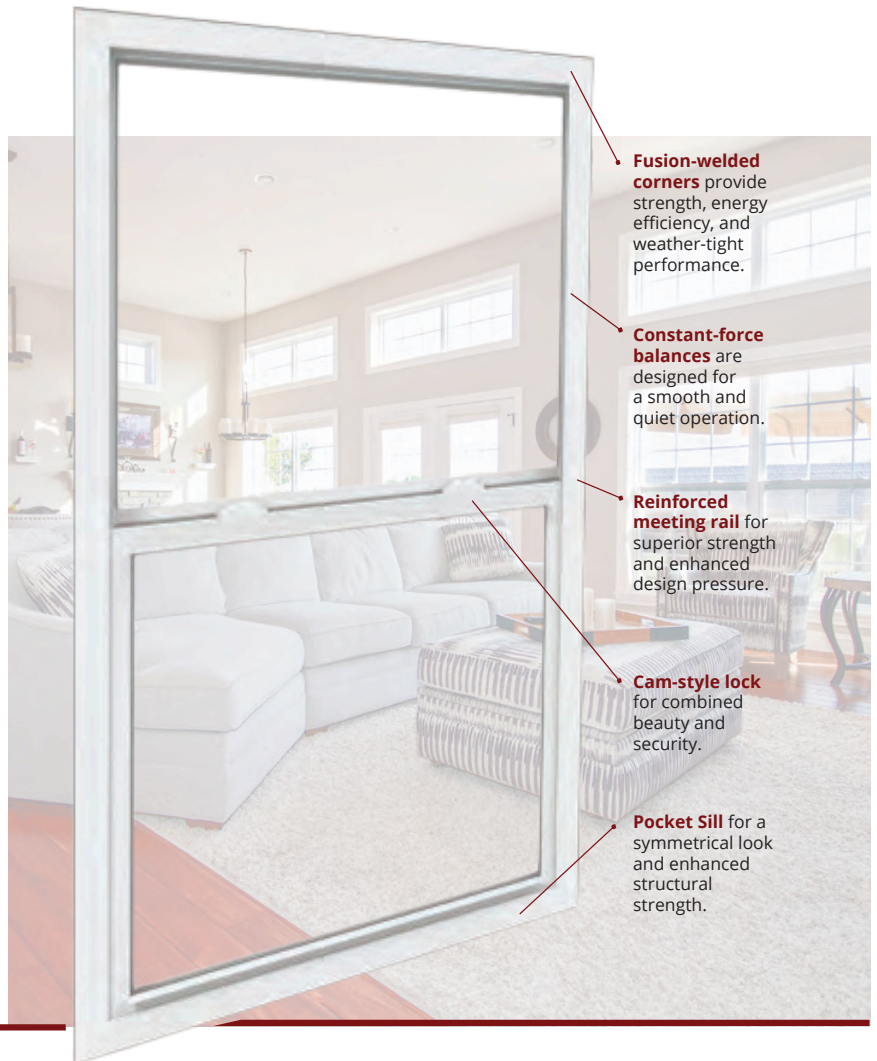


ASCEND SERIES

THE SUMMIT OF STYLE & DURABILITY

Ascend Series is expertly crafted with the highest quality materials, ensuring exceptional performance, durability, and longevity.

- Fusion-welded frame and sash
- Pocket sill on operating units
- Constant force balance system
- 2 7/8" jamb depth
- Reinforced meeting rail and sash rail
- Interior glazed fixed top glass, removable from the inside
- 3050 single-hung Egress
- Slimmer profile for more visible glass
- Double strength glass, argon gas, LoE-366 tint
- WOCD, sash limiting device, ADA locks
- Equal site lines on all operating windows
- Multiple accessory options



Fusion-welded corners provide strength, energy efficiency, and weather-tight performance.

Constant-force balances are designed for a smooth and quiet operation.

Reinforced meeting rail for superior strength and enhanced design pressure.

Cam-style lock for combined beauty and security.

Pocket Sill for a symmetrical look and enhanced structural strength.



Meets **ENERGY STAR** requirements nationwide



Single Hung



Slider



Picture



Frame Design is a slim profile for more visible glass, and equal site lines on all operating windows. This allows for more daylight and a symmetrical design.



EcoStar Glass Pack meets Energy Star across the region



Interior-Glazed Fixed Lites provide convenient access from the inside should the glass need to be replaced



Convenient Nail Fin Options for replacement and new construction projects



Convenient Egress Sizes in 3050 single hung and 4040 single slider.



Easy-Tilt Sash gives you the ability to tilt the sash inside for easy cleaning or quick sash replacement.



Accessory Groove Options are designed for the accessory pocket in single hung, picture, and single slider windows. Popular accessories are stucco flange, and jam extensions, allowing for peace of mind during any installation.


ADVENT WINDOWS & DOORS

ASCEND SERIES

Color Collection

We provide standard and custom colors for all your project needs.

Interior Colors



WHITE



TAN




CLAY

Exterior Laminate Colors



BLACK ONYX



BRONZE




BROWN


Grid Options

Choose from our standard grid selection or request a custom grid pattern for all your project needs.

Grid Patterns



COLONIAL



PRAIRIE



CRAFTSMAN

Grid Profiles



5/8" FLAT



3/4" CONTOURED




COCOA




BRUSHED SILVER



HUNTER GREEN



GARNET



WHITE



TAN



CLAY

Style Options

Create a custom look by mulling these styles together. We offer twins, triples and picture window sliders



Single Hung



Shapes



Single Slider



Picture/Fixed



www.adventwindows.us
817-391-4221
1903 FM718
Aurora, TX 76078
info@adventwindows.us

